

Terrapin Wetsuits



Measure Chart for Custom Wetsuits and Alterations

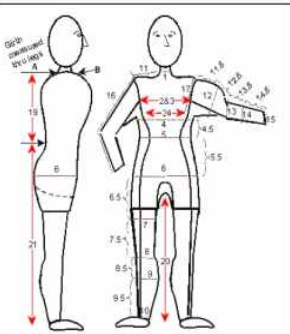
Date needed _____

Date Completed _____

Customer Information:

Name _____
 Address _____
 Email _____
 Phone _____ (h) _____ (c)
 Sex _____ Height _____ Weight _____

Vertical Measurements	Circumference Measurements
	1. Neck
	2. Pit-to-Pit front
	3. Pit-to-Pit around
3.5 Armpit to bust level	4. Chest/Bust (@ nipple level)
4.5 Chest to Waist	5. Waist (narrowest)
5.5 Waist to Hip	6. Hip (widest)
6.5 Hip to Thigh	7. Thigh (widest)
7.5 Thigh to Knee	8. Knee (@ bend)
8.5 Knee to Calf	9. Calf (widest)
9.5 Calf to Ankle	10. Ankle (w/ boots)
	11. Neck - Shoulder
11.5 Shldr-Biceps	12. Biceps (flexed)
12.5 Biceps-Elbow	13. Elbow (bent)
13.5 Elbow-F arm	14. Forearm
14.5 F.arm-Wrist	15. Wrist
	24. Bust tip-to-tip
	25. Bra & Cup size
	26. Below Bust Circf.



NOTE: Suits will be tailored for 5% stretch from measurements. Terrapin Wetsuits is not responsible for poor fit resulting from errors or omissions in measurements provided by the customer.

For office use:

Estimate sent/given to customer: \$ _____ plus tax
 Deposit (50%) \$ _____
 Invoice # _____

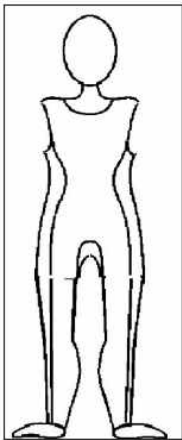
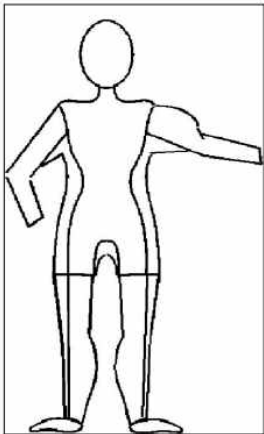
16 Shoulder to wrist	
17 Shoulder to chest	
18 Body Girth (B to A)	
19 Back Neck-Waist	
20 Inside Leg	
21 Waist to Ankle	
22 Shorty Length	

Accessories & Extras		
Wrist zips	(in.)	
Leg zips	(in.)	
Knee pads	Nylon or Kevlar	
Minihood	3 or 5 mm	Size
Minihood style		

Signed _____ Date _____
 (customer)

measured by _____ Date _____

By signing to the right, I hereby accept these measurements and drawing on pg. 2 represent the wetsuit I commit to either purchase or commission to alter (check one). I agree to pay Terrapin Wetsuits all costs billed for its construction or alteration.



FOR ALTERATIONS:

1. Measure both the **Circumference** and **Vertical Distances** on the client and record on pg. 1.
2. On drawing above, circle areas of the suit needing alterations, show where you want zippers, pockets, etc...
3. Check appropriate highlighted box and sign acceptance on pg. 1.
4. Ship suit to:

Chris Summers, Terrapin Wetsuits
2129 Vista Ridge Dr
Kerrville, TX 78028

FOR NEW CUSTOM SUIT:

1. Record all measurements on pg. 1.
2. Select extras and accessories
3. On drawing above, sketch the suit design. Indicate colors and thickness(es) desired. Heavy lines are where seams will be on the suit (except for horizontal lines on thighs of full length suits)
4. Email to Chris@TerrapinWetsuits.com to review design and get quote for cost.
5. Check appropriate highlighted box and sign acceptance on pg. 1.
6. Mail both pages, along with deposit to:
Chris Summers, Terrapin Wetsuits
2129 Vista Ridge Dr
Kerrville, TX 78028